



EYEBEAM-SC

REVISION: C

EFFECTIVE: 2/2017

EYEBEAM-SC™

LED DOWNLIGHT FIXTURES FOR ELEVATORS



**PATENTED
PRODUCT**

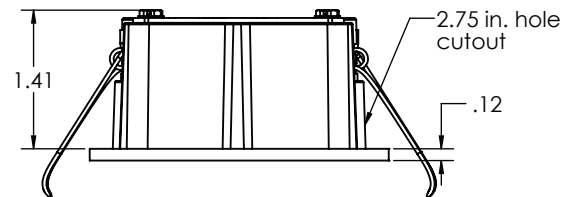
**OTHER PATENTS
PENDING**

eyeBEAM™ SC Spring Clip

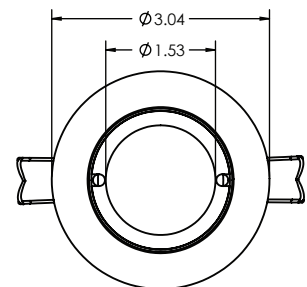
EYEBEAM-SC by Man-D-Tec®

PATENTED, LOW PROFILE LED LIGHTING SYSTEM, DESIGNED SPECIFICALLY FOR ELEVATOR APPLICATIONS.

Warm white 4 watt LED output that produces 209 lumens per fixture. Systems include a power supply with pre-installed dimmer control and prewired harnesses for easy installation. The low profile fixture height allows the fixtures to be installed in elevator ceilings with low clearance. Our SmoothBeam® technology produces a wide angle light output with even lighting (eliminates pixilation).



SIDE VIEW



FRONT VIEW

FOR OPTIONS SEE
ACCESSORIES

FOR LIGHT CONFIGURATIONS SEE
LIGHTING MATRIX



44BD
ELEVATOR CONTROL,
ELEVATOR ACCESSORY
E329545



1.800.944.6263

WWW.MANDTEC.COM



EYEBEAM-SC

REVISION: C
EFFECTIVE: 2/2017


EYEBEAM-SC™

SPECIFICATIONS

Fixture (EYEBEAM-SC)

MATERIAL	Aluminum Die Casting		 44BD ELEVATOR CONTROL, ELEVATOR ACCESSORY E329545
DIMENSIONS	1.41" 2.75" 3.04"	Overall Height Cutout Hole Overall Diameter <i>Uses Same Hole Cutout Size as Our H-DL™ Fixtures.</i>	
MOUNTING	Spring Clips	Rubberized to reduce chatter (sound dampening)	
FINISHES	Black Brushed Chrome White Gold Brass	Powder Coat STANDARD #4 Brushed Nickel Finish (Option) High Luster Mirror Chrome (Option) Powder Coat (Option) Powder Coat with Clear Coat (Option) High Luster Mirror Brass (Option)	
OUTPUT	209 Lumens <i>As per LM-79 report by an iAS Accredited Laboratory</i> *Also available in NEUTRAL WHITE (Approx 4,100k)	Warm White (Approx 2,923k)	
LED	Wattage Reflector	4 Watts of LEDs Per Fixture SmoothBeam® Technology - Wide Angle (127° Field Angle) SAVE EVEN MORE! Pre-Installed Dimmer Control is Included! <i>Adjust from 1 Watt to 4 Watts of LED Output Per Fixture</i>	
LUMINOUS	52.2	Lumens Per Watt (Warm White)	

Power Supply

MATERIAL	.060 Aluminum	 44BD ELEVATOR CONTROL, ELEVATOR ACCESSORY E329545
DIMMER	INCLUDED	
VOLTAGE	Input: 115 VAC (220VAC Also Available)	

Wiring

SECONDARY (OUTPUT) Pre-harnessed with quick connects at power supply and at each fixture

Emergency (Additional Cost)

ELS-SB™
Powers (2) two EyeBeam-SC LED fixtures to meet ANSI 17.1 & ASME 17.3-2008 Elevator Code and mounts in EyeBeam power Supply.

EXCEEDS A17.3 4-HOUR RUNTIME CODE REQUIREMENT FOR EMERGENCY LIGHTING.

Replacement Modules

Part # EB-3
Replacement EyeBeam-SC LED module with extraction tool.



MAN-D-TEC, INC.
8175 E. PARADISE LANE
SCOTTSDALE, AZ 85260

P. 480.998.0325
F. 480.998.0318

1.800.944.6263
WWW.MANDTEC.COM